

zenith chrome specifications

Veneers


Zenith veneers are selected from the best quality quarter cut veneers:

Standard Veneers: Please suffix the product code with the appropriate finish code:


Quartered Oak	Code `QOAK'
Quartered Natural Cherry	Code 'QCHY'
Quartered Natural Maple	Code 'QMAP'
Quartered American Black Walnut	Code 'QWAL'
Quartered Cherry shade 3	Code 'QCH3'
Quartered Dark Oak	Code 'QDOK'

Veneer tops are 30mm thick, available with a choice of 3 edge profiles.


Chamfered edge E7



Bullnose edge BN



Square edge SQ



Please specify your edge requirement when ordering.

The contemporary designs within the range can be further enhanced with top inlays and feature inlays on door panels. These inlays can be cut from complimentary standard Zenith veneer options or from the wide selection of veneers available to Eborcraft. Tops and exterior panels are finished with a 10% sheen water based lacquer tested to BS6250 severe rating to give a durable finish.

Special Finishes

Zenith can be finished in a special veneer or the veneers can be stained to match a customer's specific requirements. Priced on application.

Zenith Chrome is also available in Melamine Faced Chipboard:

MFC Tops are 25mm thick, square edge only -

English Oak	Code 'MOAK'
Bavarian Beech	Code 'MBCH'
Maple	Code 'MMAP'
Aida Walnut	Code 'MWAL'
Premium White	Code 'MWHI'

Zenith Chrome has the choice of 2 leg styles. Polished chrome tapered legs and polished chrome triangular frame legs. All leg options are supplied in a KD format Zenith Chrome Executive has an additional slab end option.

Hinged Door Storage

Top, 30mm thick. Unit fitted adjustable shelf to each compartment, enclosed by locking hinged wood doors mounted on soft close hinges. 2 door units have 1 compartment, 4 door unit split into 2 equal compartments and 3 door units split into 3 compartments.

Combination Storage

Top, 30mm thick. Unit fitted adjustable shelf to door compartment, enclosed by locking hinged wood doors mounted on soft close hinges Unit has either left or right 4 drawer stack, Drawers beech with a dowelled construction mounted on roller runners. 1000 unit with single door and 1 compartment, 1500 unit with 2 hinged doors with 2 compartments. The unit is also available with the option of a 2 cuft fridge in the middle section

Storage

Available with the choice of hinged door, sliding door storage with 3 drawer pedestals or sliding door with single hinged door section. Door fronts, drawer front and plinths are finished as standard in either black or white laminate.

Mobile Pedestals

Drawers, beech with a dowel construction mounted on roller runners. Top drawers in all pedestals fitted with pen tray. Filing drawers mounted on full extension ball bearing runners, fitted filing rail for A4/foolscap filing, drawer front finished as standard in either black or white.